

Minutes are Subject to Correction and Approval

The Marquette County Board of Commissioners met for their 2009 Equalization Meeting on Tuesday, April 14, 2009, at approximately 7:00 P.M., in Room 231 of the Henry A. Skewis Annex, 234 W. Baraga Avenue, Marquette, Michigan.

Chairperson Corkin called the meeting to order. Present: Comm. Arsenault, Comm. Cihak, Comm. Heikkila, Comm. Struck, Comm. Wallace and Chairperson Corkin. Absent and excused. Comm. Bergdahl, Comm. Joseph, Comm. Pellow.

A Salute to the Flag was given followed by the Pledge of Allegiance.

It was moved by Comm. Arsenault, seconded by Comm. Wallace, and unanimously carried by voice vote that the Agenda be approved as presented.

Chairperson Corkin opened the meeting for public comment. None was forthcoming.

INFORMATIONAL ITEMS

None.

ACTION ITEMS

10a) Dwight Sunday, Marquette County Equalization Director, presented the Tentative 2009 Assessed, Equalized and Taxable Values for Marquette County. Mr. Sunday is requesting the County Board to equalize the County as assessed. The Real and Personal Property for 2009 is \$2,606,038,477, approximately a 5% increase over 2008. The Taxable Value for 2009 is \$1,903,656,393, approximately a 6% increase over 2008. Mr. Sunday explained that part of the 6% increase is the mandatory 4.4% cost of living on the taxable value, and the remainder is either uncapping of existing properties or new construction. This equals approximately \$129,000,000 of the taxable value increase. Part of that increase is the captured value by the City of Marquette DDA.

Mr. Sunday is requesting that the County Board Equalize the County as assessed with no factors at this point, unless the State applies a factor to the County.

Discussion followed. Commissioners discussed sales trends in Marquette County, one year versus two year studies, and the 4.4% cost of living of the taxable value.

It was moved by Comm. Arsenault, seconded by Comm. Cihak, and unanimously carried by voice vote the County Board established the following 2009 Assessed, Equalized, and Taxable Values for Marquette County as presented by Dwight Sunday, Equalization Director.


Chairperson Corkin opened the meeting for public comment, none was forthcoming.


PERSONAL AND REAL PROPERTY - TOTALS
STATEMENT of acreage and valuation made in accordance with Sections 209, 1 - 209.8 of the Michigan Compiled Laws.

STATEMENT YEAR:	2009	NUMBER OF ACRES TOTAL REAL PROPERTY VALUATIONS						
		ASSESSED (COL. 1) ACRES	TOTALS FROM PAGES 2 AND 3 (COL. 2)	EQUALIZED VALUATIONS (COL. 3)	PERSONAL PROPERTY VALUATIONS (COL. 4)	EQUALIZED VALUATIONS (COL. 5)	PERSONAL REAL PLUS ASSESSED VALUATIONS (COL. 6)	EQUALIZED VALUATIONS (COL. 7)
COUNTY:	52 MARQUETTE							
TOWNSHIP OR CITY								
TOWNSHIPS:	1 CHAMPION	80,640	21,780,350	21,780,350	808,400	906,400	22,666,750	22,666,750
	2 CHOCOLAY	40,320	256,244,000	256,244,000	2,733,240	2,733,240	256,977,240	256,977,240
	3 ELY	90,240	58,354,400	58,354,400	1,852,750	1,852,750	60,207,150	60,207,150
	4 EWING	32,000	10,504,350	10,504,350	788,225	788,225	11,292,575	11,292,575
	5 FORSYTH	115,200	191,982,250	191,982,250	18,472,600	18,472,600	210,454,850	210,454,850
	6 HUMBOLDT	61,440	36,749,100	36,749,100	2,339,100	2,339,100	39,088,200	39,088,200
	7 ISHPEMING	56,960	122,095,500	122,095,500	4,785,500	4,785,500	126,881,000	126,881,000
	8 MARQUETTE	39,400	229,570,500	229,570,500	13,204,100	13,204,100	242,774,600	242,774,600
	9 MICHIGAMME	92,800	87,728,150	87,728,150	1,269,550	1,269,550	68,995,700	68,995,700
	10 NEGAUNEE	26,180	136,231,800	136,231,800	6,417,400	6,417,400	144,649,200	144,649,200
	11 POWELL	106,240	125,948,750	125,948,750	879,450	879,450	126,828,200	126,828,200
	12 REPUBLIC	76,800	76,700,320	76,700,320	3,031,514	3,031,514	79,731,834	79,731,834
	13 RICHMOND	37,120	21,800,100	21,800,100	2,193,000	2,193,000	23,993,100	23,993,100
	14 SANDS	46,080	78,986,325	78,986,325	3,383,050	3,383,050	82,369,375	82,369,375
	15 SKANDIA	46,080	29,465,350	29,465,350	580,050	580,050	30,045,400	30,045,400
	16 TILDEN	60,160	38,857,000	38,857,000	3,725,200	3,725,200	42,582,200	42,582,200
	17 TURIN	53,760	8,759,400	8,759,400	284,500	284,500	9,023,900	9,023,900
	18 WELLS	101,120	27,365,400	27,365,400	9,790,850	9,790,850	37,156,250	37,156,250
	19 WEST BRANCH	23,040	35,374,100	35,374,100	290,400	290,400	35,664,500	35,664,500
CITIES:								
	51 ISHPEMING		105,983,100	105,983,100	8,875,750	8,875,750	114,858,850	114,858,850
	52 MARQUETTE		695,941,450	695,941,450	39,274,950	39,274,950	735,216,400	735,216,400
	53 NEGAUNEE		100,447,340	100,447,340	2,333,863	2,333,863	102,781,203	102,781,203
Totals for County		1,184,560	2,478,847,035	2,478,847,035	127,191,442	127,191,442	2,806,038,477	2,806,038,477

OFFICE OF THE COUNTY BOARD OF COMMISSIONERS OF MARQUETTE COUNTY, MARQUETTE, MICHIGAN
DATE: 4-14-09

WE HEREBY CERTIFY That the foregoing is a true statement of the number of acres of land in each township in the County of Marquette and of the value of the real property and of the personal property in each township and city in said county as assessed in the year _____ and of the aggregate valuation of the real property and personal property in each township and city in said county as equalized by the Board of Commissioners of said county on the _____ day of April, _____ at a meeting of said board held in pursuance of the provisions Sections 209, 1 - 209.8, MCL. We further certify that said statement does not embrace any property taxed under P. A. 77 of 1951; P. A. 68 of 1963; P. A. 198 of 1974; P. A. 254 of 1978; P. A. 385 of 1984; P. A. 224 of 1985; P. A. 147 of 1992; or Section 5 of Article IX of the Constitution of the State.

Dated at Marquette, MI this 14th day of April 2009

 Chairman of Board of Commissioners


 Council Member
 Clerk of Board of Commissioners

EQUALIZED VALUATIONS - REAL
STATEMENT of valuation made in accordance with Sections 209.1 - 209.8 of the Michigan Compiled Laws.

L-4024

STATEMENT YEAR: 2009

REAL PROPERTY EQUALIZED VALUATIONS BY COUNTY BOARD OF COMMISSIONERS

TOWNSHIP OR CITY	(COL. 1) AGRICULTURE	(COL. 2) COMMERCIAL	(COL. 3) INDUSTRIAL	(COL. 4) RESIDENTIAL	(COL. 5) TIMBER-CUTOVER	(COL. 6) DEVELOPMENTAL	(COL. 7) TOTAL REAL PROPERTY
52 MARQUETTE							
1 CHAMPION	53,550	168,550	4,404,000	12,809,050	4,325,200	0	21,780,350
2 CHOCOLAY	1,185,200	16,713,700	0	238,345,100	0	0	256,244,000
3 ELY	0	2,569,650	35,500	54,855,150	894,000	0	58,354,400
4 EWING	1,305,400	0	0	8,746,700	452,250	0	10,504,350
5 FORSYTH	0	19,957,450	6,888,850	161,330,550	3,805,400	0	191,982,250
6 HUMBOLDT	159,050	598,800	2,943,750	31,375,750	1,971,750	0	36,749,100
7 ISHPEMING	0	5,866,150	374,150	109,903,350	5,951,850	0	122,095,500
8 MARQUETTE	0	80,746,700	2,276,300	143,589,700	2,947,800	0	229,570,500
9 MICHIGAMME	0	1,491,400	972,050	63,059,300	2,203,400	0	67,726,150
10 NEGAUNEE	95,400	13,469,500	10,022,000	114,644,900	0	0	138,231,800
11 POWELL	0	1,295,950	0	122,120,500	2,532,300	0	125,948,750
12 REPUBLIC	0	792,350	1,344,300	71,432,220	1,290,350	0	75,700,320
13 RICHMOND	0	422,550	0	13,806,050	7,571,500	0	21,600,100
14 SANDS	822,500	4,484,900	50,000	70,289,825	3,339,100	0	78,986,325
15 SKANDIA	87,100	619,400	313,650	25,933,800	2,511,400	0	29,465,350
16 TILDEN	0	57,900	332,950	31,165,800	7,300,350	0	38,857,000
17 TURIN	259,400	52,100	0	6,715,300	1,732,600	0	8,759,400
18 WELLS	4,577,250	158,250	16,150	16,832,200	5,781,550	0	27,365,400
19 WEST BRANCH	0	2,633,300	0	32,740,800	0	0	35,374,100
CITIES:							
51 ISHPEMING	0	22,011,500	1,385,100	82,130,450	456,050	0	105,983,100
52 MARQUETTE	0	179,860,400	100,673,200	415,407,850	0	0	695,941,450
53 NEGAUNEE	0	14,350,240	0	85,652,250	544,850	0	100,447,340
Totals for County	10,385,950	368,320,740	131,732,050	1,912,796,595	55,611,700	0	2,478,847,035

OFFICE OF THE COUNTY BOARD OF COMMISSIONERS OF MARQUETTE COUNTY, MARQUETTE, MICHIGAN
DATE: 4-14-09

WE HEREBY CERTIFY That the foregoing is a true statement of the equalized valuations of real property classifications in each township and city in the County of Marquette in the year 2009, as determined by the Board of Commissioners of said county on the 14th day of April, 2009 at a meeting of said board held in pursuance of the provisions Sections 209.1 - 209.8, MCL. We further certify that said statement does not embrace any property taxed under P.A. 77 of 1951; P.A. 68 of 1963; P.A. 198 of 1974; P.A. 255 of 1978; P.A. 385 of 1984; P.A. 224 of 1985; P.A. 147 of 1992; or Section 5 of Article IX of the Constitution of the State.

Dated at Marquette, MI this 14th day of April, 2009

Charles D. Gurnea
Chairman of Board of Commissioners
Ernie M. Hansen
Clerk of Board of Commissioners

ASSESSED VALUATIONS - REAL
STATEMENT of valuation made in accordance with Sections 209.1 - 209.8 of the Michigan Compiled Laws.

REAL PROPERTY ASSESSED VALUATIONS APPROVED BY BOARDS OF REVIEW

STATEMENT YEAR:	2009	(COL. 1) AGRICULTURE	(COL. 2) COMMERCIAL	(COL. 3) INDUSTRIAL	(COL. 4) RESIDENTIAL	(COL. 5) TIMBER-CUTOVER	(COL. 6) DEVELOPMENTAL	(COL. 7) TOTAL REAL PROPERTY
COUNTY:	52 MARQUETTE							
TOWNSHIP OR CITY								
TOWNSHIPS:								
	1 CHAMPION	53,550	168,550	4,404,000	12,809,050	4,325,200	0	21,760,350
	2 CHOCOLAY	1,185,200	16,713,700	0	238,345,100	0	0	256,244,000
	3 ELY	0	2,569,650	35,800	54,855,150	894,000	0	58,354,400
	4 EWING	1,305,400	0	0	8,746,700	452,250	0	10,504,350
	5 FORSYTH	0	19,957,450	6,888,850	161,330,550	3,805,400	0	191,982,250
	6 HUMBOLDT	159,050	698,800	2,643,750	31,375,750	1,971,750	0	36,749,100
	7 ISHPEMING	0	5,868,150	374,150	109,903,350	5,951,850	0	122,095,500
	8 MARQUETTE	0	80,746,700	2,276,300	143,589,700	2,947,800	0	229,570,500
	9 MICHIGAMMIE	0	1,491,400	972,050	63,059,300	2,203,400	0	67,726,150
	10 NEGAUNEE	95,400	13,469,500	10,022,000	114,644,900	0	0	138,231,800
	11 POWELL	0	1,295,950	0	122,120,500	2,532,300	0	125,948,750
	12 REPUBLIC	0	792,350	1,344,300	71,432,220	1,290,350	0	76,700,320
	13 RICHMOND	0	422,550	0	13,806,050	7,571,500	0	21,800,100
	14 SANDS	822,500	4,484,900	50,000	70,289,825	3,339,100	0	78,986,325
	15 SKANDIA	87,100	619,400	313,650	25,933,800	2,511,400	0	29,465,350
	16 TILDEN	0	57,900	332,950	31,165,800	7,300,350	0	38,957,000
	17 TURIN	259,400	52,100	0	6,715,300	1,732,800	0	8,759,400
	18 WELLS	4,577,250	158,250	16,150	16,832,200	5,781,550	0	27,365,400
	19 WEST BRANCH	0	2,633,300	0	32,740,800	0	0	35,374,100
CITIES:								
	51 ISHPEMING	0	22,011,500	1,385,100	82,130,450	456,050	0	105,983,100
	52 MARQUETTE	0	179,860,400	100,673,200	415,407,850	0	0	695,941,450
	53 NEGAUNEE	0	14,350,240	0	85,552,250	644,850	0	100,447,340
Totals for County	10,385,950	368,320,740	131,732,050	1,912,796,595	55,611,700	0	0	2,478,847,035

OFFICE OF THE COUNTY BOARD OF COMMISSIONERS OF MARQUETTE COUNTY, MARQUETTE, MICHIGAN
DATE: 4-14-09

WE HEREBY CERTIFY That the foregoing is a true statement of the assessed valuations of real property classifications in each township and city in the County of Marquette, in the year . . . We further certify that said statement does not embrace any property taxed under P.A. 77 of 1951; P.A. 68 of 1963; P.A. 198 of 1974; P.A. 285 of 1978; P.A. 385 of 1984; P.A. 224 of 1985; P.A. 147 of 1992; or Section 5 of Article IX of the Constitution of the State.


Dated at Marquette, MI this 14th day of April

[Signature]
Chairman of Board of Commissioners
[Signature]
Clerk of Board of Commissioners

Chairperson Corkin opened the meeting for public comment, none was forthcoming.

There being no further business to come before the County Board Equalization Session, the meeting adjourned at approximately 7:15 P.M.

Respectfully submitted,



Connie M. Branam
County Clerk