

Minutes are Subject to Correction and Approval

The Marquette County Board of Commissioners met for their 2010 Equalization Meeting on Tuesday, April 13, 2010, at approximately 7:00 P.M., in Room 231 of the Henry A. Skewis Annex, 234 W. Baraga Avenue, Marquette, Michigan.

Chairperson Corkin called the meeting to order. Present: Comm. Arsenault, Comm. Cihak, Comm. Heikkila, Comm. Joseph, Comm. Wallace and Chairperson Corkin. Absent and excused. Comm. Bergdahl, Comm. Struck, and Comm. Pellow.

A Salute to the Flag was given followed by the Pledge of Allegiance.

It was moved by Comm. Cihak, seconded by Comm. Arsenault, and unanimously carried by voice vote that the Agenda be approved as presented.

Chairperson Corkin opened the meeting for public comment. None was forthcoming.

Steve Powers, County Administrator, announced that the State Equalized Value is increasing by \$151 million. Given the economic challenges in the United States and Michigan, an increase in value is notable. Marquette County continues to be a positive exception in the state.

Annually, in April, Michigan law requires the Board of Commissioners to determine the equalized value of the County. The County Equalization Department is required by the state constitution to create uniformity by class among the various taxing jurisdictions within the County. There are six classes of real property (Agricultural, Commercial, Industrial, Residential, Timber Cutover and Developmental), and personal property.

State Equalized Value (SEV) represents the property values that the city and township assessors and County Equalization Director believe to be 50% of market value.

Capped value is the previous year's taxable value minus loss, times the rate of inflation or five percent, whichever is less, plus any additions. The rate of inflation is determined by the State Tax Commission. The State Tax Commission ordered an inflation adjustment of .997, or a .3% reduction, the first ever reduction.

Taxable value is the smaller of the SEV or capped value. Taxable value can never be higher than the SEV. Millage rates are multiplied by the taxable value to determine the actual tax dollars owed by a property owner.

Dwight Sunday, Equalization Director, and Jacki Lykins, Deputy Director, presented the Tentative 2010 Assessed, Equalized and Taxable Values for Marquette County. Mr. Sunday explained that the Total Assessed Value for 2010 is \$2,629,711.260. The Total Taxable Value for 2010 is \$1,927,839,044, approximately a \$24 million dollar increase. He is recommending the County Board establish the 2010 Assessed, Equalized, and Taxable Values for Marquette County as presented.

Discussion followed. Mr. Sunday commended the Staff in the Equalization Department. He explained that Staff also assisted Ely Township and Ishpeming Township in preparing their tax rolls and the required forms needed. Mr. Sunday thanked the County Board for their cooperation over the past ten years.

Commissioners commended Mr. Sunday, Jacki Lykins, and the Staff of the Equalization Department for their cooperation assisting Ely Township and Ishpeming Township. They also thanked Mr. Sunday for his ten years of service to Marquette County and wished him well on his retirement.


Minutes are Subject to Correction and Approval

It was moved by Comm. Cihak, seconded by Comm. Heikkila, and unanimously carried by voice vote that the County Board establish the attached 2010 Assessed, Equalized, and Taxable Values for Marquette County as presented.

Chairperson Corkin opened the meeting for public comment. Jim Gallant, Skandia, continued his remarks toward Comm. Wallace regarding suicide prevention. Comm. Wallace announced his hope that the public understands that Mr. Gallant fabricates the facts!! There being no further public comment, Chairperson Corkin closed this portion of the meeting.

There being no further business to come before the County Board Equalization Session, the meeting adjourned at approximately 7:30 P.M.

Respectfully submitted,



Connie M. Branam
County Clerk

BOARD OF COMMISSIONERS COUNTY OF MARQUETTE
Minutes are Subject to Correction and Approval

APRIL 13, 2010

L-4024

PERSONAL AND REAL PROPERTY - TOTALS
 STATEMENT of acreage and valuation made in accordance with Sections 209.1 - 209.8 of the Michigan Compiled Laws.

STATEMENT YEAR:	2010	NUMBER OF ACRES TOTAL REAL PROPERTY VALUATIONS			PERSONAL PROPERTY VALUATIONS		TOTAL REAL PLUS PERSONAL PROPERTY	(COL 7)
		ASSESSED (COL 1) ACRES HUNDREDTHS	(TOTALS FROM PAGES 2 AND 3) ASSESSED (COL 2) VALUATIONS	EQUALIZED (COL 3) VALUATIONS	(COL 4) ASSESSED VALUATIONS	(COL 5) EQUALIZED VALUATIONS	(COL 6) ASSESSED VALUATIONS	EQUALIZED VALUATIONS
COUNTY:	52 MARQUETTE							
TOWNSHIP OR CITY TOWNSHIPS:								
	1 CHAMPION	80,640	22,529,300	22,529,300	910,600	910,600	23,439,900	23,439,900
	2 CHOCOLAY	40,320	252,815,400	252,815,400	2,812,940	2,812,940	255,628,340	255,628,340
	3 ELY	90,240	58,751,250	58,751,250	1,776,700	1,776,700	60,527,950	60,527,950
	4 EWING	32,000	10,747,850	10,747,850	789,175	789,175	11,537,025	11,537,025
	5 FORSYTH	115,200	190,412,150	190,412,150	17,773,250	17,773,250	208,185,400	208,185,400
	6 HUMBOLDT	61,440	35,857,600	35,857,600	2,591,900	2,591,900	38,449,500	38,449,500
	7 ISHPEMING	56,960	123,057,900	123,057,900	6,984,350	6,984,350	130,042,250	130,042,250
	8 MARQUETTE	38,400	231,677,900	231,677,900	13,081,500	13,081,500	244,759,400	244,759,400
	9 MICHIGAMME	92,800	66,981,750	66,981,750	1,138,300	1,138,300	68,120,050	68,120,050
	10 NEGAUNEE	26,160	143,587,200	143,587,200	10,342,400	10,342,400	153,929,600	153,929,600
	11 POWELL	106,240	134,617,800	134,617,800	866,400	866,400	135,484,200	135,484,200
	12 REPUBLIC	76,800	74,961,661	74,961,661	3,031,084	3,031,084	77,992,745	77,992,745
	13 RICHMOND	37,120	22,623,550	22,623,550	2,209,400	2,209,400	24,832,950	24,832,950
	14 SANDS	46,080	80,594,950	80,594,950	3,591,500	3,591,500	84,186,450	84,186,450
	15 SKANDIA	46,080	29,609,850	29,609,850	546,000	546,000	30,155,850	30,155,850
	16 TILDEN	60,160	43,122,300	43,122,300	4,147,250	4,147,250	47,269,550	47,269,550
	17 TURIN	53,760	8,953,500	8,953,500	254,800	254,800	9,208,300	9,208,300
	18 WELLS	101,120	27,512,450	27,512,450	9,692,450	9,692,450	37,204,900	37,204,900
	19 WEST BRANCH	23,040	35,985,300	35,985,300	314,800	314,800	36,300,100	36,300,100
CITIES:	51 ISHPEMING		105,008,600	105,008,600	9,174,750	9,174,750	114,183,350	114,183,350
	52 MARQUETTE		698,031,900	698,031,900	37,519,600	37,519,600	735,551,500	735,551,500
	53 NEGAUNEE		100,063,050	100,063,050	2,658,900	2,658,900	102,721,950	102,721,950
Totals for County		1,184,560	2,497,503,211	2,497,503,211	132,208,049	132,208,049	2,629,711,260	2,629,711,260

OFFICE OF THE COUNTY BOARD OF COMMISSIONERS OF MARQUETTE COUNTY, MARQUETTE, MICHIGAN
 DATE: _____

WE HEREBY CERTIFY That the foregoing is a true statement of the number of acres of land in each township in the County of Marquette and of the value of the real property and of the personal property in each township and city in said county as assessed in the year 2010, and of the aggregate valuation of the real property and personal property in each township and city in said county as equalized by the Board of Commissioners of said county on the _____ day of April, _____, at a meeting of said board held in pursuance of the provisions Sections 209.1 - 209.8, MCL. We further certify that said statement does not embrace any property taxed under P.A. 77 of 1951; P.A. 68 of 1963; P.A. 198 of 1974; P.A. 255 of 1978; P.A. 385 of 1984; P.A. 224 of 1985; P.A. 147 of 1992; or Section 5 of Article IX of the Constitution of the State.

Dated at Marquette, MI this 13th day of April, 2010

David O. Corbin
 Chairman of Board of Commissioners
Carole M. Aderson
 Clerk of Board of Commissioners

BOARD OF COMMISSIONERS COUNTY OF MARQUETTE
Minutes are Subject to Correction and Approval

APRIL 13, 2010

L-4024

EQUALIZED VALUATIONS - REAL

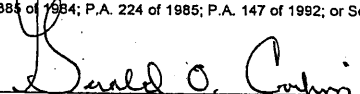

STATEMENT of valuation made in accordance with Sections 209.1 - 209.8 of the Michigan Compiled Laws.

STATEMENT YEAR: 2010		REAL PROPERTY EQUALIZED VALUATIONS BY COUNTY BOARD OF COMMISSIONERS						
		(COL. 1)	(COL. 2)	(COL. 3)	(COL. 4)	(COL. 5)	(COL. 6)	(COL. 7)
		AGRICULTURE	COMMERCIAL	INDUSTRIAL	RESIDENTIAL	TIMBER-CUTOVER	DEVELOPMENTAL	TOTAL REAL PROPERTY
COUNTY:	52 MARQUETTE							
TOWNSHIP OR CITY								
TOWNSHIPS:	1 CHAMPION	53,850	170,400	4,799,000	13,076,050	4,430,000	0	22,529,300
	2 CHOCOLAY	1,187,900	18,283,500	0	233,344,000	0	0	252,815,400
	3 ELY	0	2,672,550	35,600	55,125,600	917,500	0	58,751,250
	4 EWING	1,371,900	0	0	8,915,600	460,350	0	10,747,850
	5 FORSYTH	0	20,812,300	7,007,950	158,730,700	3,861,200	0	190,412,150
	6 HUMBOLDT	161,150	626,750	2,643,500	30,525,450	1,900,750	0	35,857,600
	7 ISHPEMING	0	6,031,650	193,550	110,626,600	6,206,100	0	123,057,900
	8 MARQUETTE	0	81,629,500	2,277,600	145,244,300	2,526,500	0	231,677,900
	9 MICHIGAMME	0	1,484,750	972,750	62,420,150	2,104,100	0	66,981,750
	10 NEGAUNEE	98,000	14,851,200	10,104,500	118,533,500	0	0	143,587,200
	11 POWELL	0	1,316,600	0	131,144,400	2,156,800	0	134,617,800
	12 REPUBLIC	1,804,910	816,400	1,267,850	69,713,401	1,359,100	0	74,961,661
	13 RICHMOND	0	432,350	0	14,636,750	7,554,450	0	22,623,550
	14 SANDS	829,350	4,531,400	50,000	71,817,100	3,367,100	0	80,594,950
	15 SKANDIA	222,900	641,450	313,650	25,958,150	2,473,700	0	29,609,850
	16 TILDEN	0	58,250	338,150	35,002,600	7,723,300	0	43,122,300
	17 TURIN	252,600	52,100	0	6,916,200	1,732,600	0	8,953,500
	18 WELLS	4,995,850	158,250	16,150	17,078,700	5,263,500	0	27,512,450
	19 WEST BRANCH	0	2,184,100	0	33,801,200	0	0	35,985,300
CITIES:	51 ISHPEMING	0	22,497,250	1,156,050	80,899,250	456,050	0	105,008,600
	52 MARQUETTE	0	178,265,800	100,447,000	419,319,100	0	0	698,031,900
	53 NEGAUNEE	0	14,606,850	0	84,907,150	549,050	0	100,063,050
Totals for County		10,978,410	372,123,400	131,623,300	1,927,735,951	55,042,150	0	2,497,503,211

OFFICE OF THE COUNTY BOARD OF COMMISSIONERS OF MARQUETTE COUNTY, MARQUETTE, MICHIGAN
 DATE: _____

WE HEREBY CERTIFY That the foregoing is a true statement of the equalized valuations of real property classifications in each township and city in the County of Marquette in the year 2010, as determined by the Board of Commissioners of said county on the _____ day of April, _____ at a meeting of said board held in pursuance of the provisions Sections 209.1 - 209.8, MCL. We further certify that said statement does not embrace any property taxed under P.A. 77 of 1951; P.A. 68 of 1963; P.A. 198 of 1974; P.A. 255 of 1978; P.A. 384 of 1984; P.A. 224 of 1985; P.A. 147 of 1992; or Section 5 of Article IX of the Constitution of the State.

Dated at Marquette, MI this 13th day of April, 2010


 Chairman of Board of Commissioners

 Clerk of Board of Commissioners

BOARD OF COMMISSIONERS COUNTY OF MARQUETTE
Minutes are Subject to Correction and Approval

APRIL 13, 2010

L-4024

ASSESSED VALUATIONS - REAL



STATEMENT of valuation made in accordance with Sections 209.1 - 209.8 of the Michigan Compiled Laws.

STATEMENT YEAR: 2010		REAL PROPERTY ASSESSED VALUATIONS APPROVED BY BOARDS OF REVIEW						
		(COL. 1)	(COL. 2)	(COL. 3)	(COL. 4)	(COL. 5)	(COL. 6)	(COL. 7)
		AGRICULTURE	COMMERCIAL	INDUSTRIAL	RESIDENTIAL	TIMBER-CUTOVER	DEVELOPMENTAL	TOTAL REAL PROPERTY
COUNTY:	52 MARQUETTE							
TOWNSHIP OR CITY								
TOWNSHIPS:	1 CHAMPION	53,850	170,400	4,799,000	13,076,050	4,430,000	0	22,529,300
	2 CHOCOLAY	1,187,900	18,283,500	0	233,344,000	0	0	252,815,400
	3 ELY	0	2,672,550	35,600	55,125,600	917,500	0	58,751,250
	4 EWING	1,371,900	0	0	8,915,600	460,350	0	10,747,850
	5 FORSYTH	0	20,812,300	7,007,950	158,730,700	3,861,200	0	190,412,150
	6 HUMBOLDT	161,150	628,750	2,643,500	30,525,450	1,900,750	0	35,857,600
	7 ISHPEMING	0	6,031,650	193,550	110,626,600	6,206,100	0	123,057,900
	8 MARQUETTE	0	81,629,500	2,277,600	145,244,300	2,526,500	0	231,677,900
	9 MICHIGAMME	0	1,484,750	972,750	62,420,150	2,104,100	0	66,981,750
	10 NEGAUNEE	98,000	14,851,200	10,104,500	118,533,500	0	0	143,587,200
	11 POWELL	0	1,316,600	0	131,144,400	2,156,800	0	134,617,800
	12 REPUBLIC	1,804,910	816,400	1,267,850	69,713,401	1,359,100	0	74,961,661
	13 RICHMOND	0	432,350	0	14,638,750	7,554,450	0	22,623,550
	14 SANDS	829,350	4,531,400	50,000	71,817,100	3,367,100	0	80,594,950
	15 SKANDIA	222,900	641,450	313,650	25,958,150	2,473,700	0	29,609,850
	16 TILDEN	0	58,250	338,150	35,002,600	7,723,300	0	43,122,300
	17 TURIN	252,600	52,100	0	6,916,200	1,732,600	0	8,953,500
	18 WELLS	4,995,850	158,250	16,150	17,078,700	5,263,500	0	27,512,450
	19 WEST BRANCH	0	2,184,100	0	33,801,200	0	0	35,985,300
CITIES:	51 ISHPEMING	0	22,497,250	1,156,050	80,899,250	456,050	0	105,008,600
	52 MARQUETTE	0	178,285,800	100,447,000	419,319,100	0	0	698,031,900
	53 NEGAUNEE	0	14,606,850	0	84,907,150	549,050	0	100,063,050
Totals for County		10,978,410	372,123,400	131,623,300	1,927,735,951	55,042,150	0	2,497,503,211

OFFICE OF THE COUNTY BOARD OF COMMISSIONERS OF MARQUETTE COUNTY, MARQUETTE, MICHIGAN
 DATE: _____

WE HEREBY CERTIFY That the foregoing is a true statement of the assessed valuations of real property, classifications in each township and city in the County of Marquette, in the year 2010. We further certify that said statement does not embrace any property taxed under P.A. 77 of 1951; P.A. 68 of 1963; P.A. 198 of 1974; P.A. 255 of 1978; P.A. 385 of 1984; P.A. 224 of 1985; P.A. 147 of 1992, or Section 5 of Article IX of the Constitution of the State.

Dated at Marquette, MI this 13th day of April, 2010


 Chairman of Board of Commissioners

 Clerk of Board of Commissioners

BOARD OF COMMISSIONERS COUNTY OF MARQUETTE
Minutes are Subject to Correction and Approval

APRIL 13, 2010

52 - MARQUETTE COUNTY

TENTATIVE

MICHIGAN DEPARTMENT OF TREASURY

PLEASE READ INSTRUCTIONS BELOW BEFORE COMPLETING THIS FORM.

TAXABLE VALUATIONS

L-4046 (05/2003)

STATEMENT OF TAXABLE VALUATIONS IN THE YEAR

2010 FILE THIS FORM WITH THE STATE TAX COMMISSION ON OR BEFORE THE FOURTH MONDAY IN JUNE

TOWNSHIP OR CITY	REAL PROPERTY TAXABLE VALUATIONS AS OF THE FOURTH MONDAY IN MAY (DO NOT REPORT ASSESSED VALUATIONS OR EQUALIZED VALUATIONS ON THIS FORM.)						
	(COL. 1) AGRICULTURE	(COL. 2) COMMERCIAL	(COL. 3) INDUSTRIAL	(COL. 4) RESIDENTIAL	(COL. 5) TIMBER-CUTOVER	(COL. 6) DEVELOPMENTAL	(COL. 7) TOTAL REAL PROPERTY
TOWNSHIPS:							
01 CHAMPION	37,682	140,210	4,778,684	8,848,487	1,793,345	0	15,598,408
02 CHOCOLAY	628,386	13,513,273	0	152,793,297	0	0	166,934,956
03 ELY	0	1,307,969	35,493	41,807,700	304,160	0	43,455,322
04 EWING	706,306	0	0	5,476,598	212,564	0	6,395,468
05 FORSYTH	0	20,055,628	6,696,897	117,578,212	1,492,271	0	145,823,008
06 HUMBOLDT	121,666	521,656	2,619,402	18,797,618	823,406	0	22,883,748
07 ISHPEMING	0	4,865,925	180,871	75,768,290	2,343,355	0	83,158,441
08 MARQUETTE	0	69,983,291	1,710,003	111,477,682	1,072,985	0	184,243,961
09 MICHIGAMME	0	1,130,767	918,466	30,761,544	924,180	0	33,734,957
10 NEGAUNEE	51,314	11,220,442	9,548,326	81,769,080	0	0	102,589,162
11 POWELL	0	1,118,956	0	63,711,834	576,502	0	65,407,292
12 REPUBLIC	811,248	538,650	1,076,374	44,010,190	556,986	0	46,993,448
13 RICHMOND	0	372,338	0	11,153,277	1,985,328	0	13,510,943
14 SANDS	562,745	3,838,502	43,755	54,064,077	1,434,212	0	59,943,291
15 SKANDIA	163,085	539,805	277,848	17,836,933	855,141	0	19,672,812
16 TILDEN	0	50,756	181,139	16,092,227	1,930,347	0	18,254,469
17 TURIN	124,838	50,163	0	3,680,159	545,817	0	4,400,977
18 WELLS	2,456,991	121,256	12,533	10,204,492	2,571,925	0	15,367,197
19 WEST BRANCH	0	1,662,777	0	23,412,237	0	0	25,075,014
CITIES:							
51 ISHPEMING	0	21,846,696	1,122,215	65,956,180	271,466	0	89,196,557
52 MARQUETTE	0	134,647,123	100,146,372	320,907,467	0	0	555,700,962
53 NEGAUNEE	0	12,856,545	0	64,026,139	461,234	0	77,343,918
TOTALS FOR COUNTY	5,664,261	300,382,728	129,348,378	1,340,133,720	20,155,224	0	1,795,684,311

INSTRUCTIONS

This form is used to report total Taxable Valuations, broken down by classification, for each township and city within the county. The Taxable Valuations reported here are the final Taxable Valuations as of the fourth Monday in May, NOT the Tentative Taxable Valuations. Final Taxable Valuations may be different from Tentative Taxable Valuations when a township or city receives a county and/or state equalization factor more or less than was used to calculate Tentative Taxable Valuations.

Report the Taxable Valuations for the six classifications of real property in columns 1 through 6 on page 1. Then enter the total Taxable Valuations for real property in column 7 on page 1.

Report the Taxable Valuations for personal property in column 8 on page 2.

Add the total Taxable Valuations for real property (column 7, page 1) and personal property (column 8, page 2) and enter in column 9 on page 2.

Report the Total Taxable Valuations of entire township or city for PRE and Qualified Agricultural property in column 10, and NON-PRE and Non-Qualified Agricultural property in column 11.

Issued under authority of the General Property Tax Act, Section 211.150. Filing is mandatory.

BOARD OF COMMISSIONERS COUNTY OF MARQUETTE
Minutes are Subject to Correction and Approval

APRIL 13, 2010

52 - MARQUETTE COUNTY

TENTATIVE

L-4046, PAGE 2

PLEASE READ INSTRUCTIONS ON PAGE 1 BEFORE COMPLETING THIS FORM.

TAXABLE VALUATIONS

L-4046 (5-2003)

STATEMENT OF TAXABLE VALUATIONS IN THE YEAR

2010 FILE THIS FORM WITH THE STATE TAX COMMISSION ON OR BEFORE THE FOURTH MONDAY IN JUNE.

TOWNSHIP OR CITY	(DO NOT REPORT ASSESSED VALUATIONS OR EQUALIZED VALUATIONS ON THIS FORM.)	
	(COL 8) PERSONAL PROPERTY	(COL 9) TOTAL REAL AND PERSONAL
TOWNSHIPS:		
01 CHAMPION	910,600	16,509,008
02 CHOCOLAY	2,812,940	169,747,896
03 ELY	1,776,700	45,232,022
04 EWING	789,175	7,184,643
05 FORSYTH	17,773,250	163,596,258
06 HUMBOLDT	2,591,900	25,475,648
07 ISHPEMING	6,984,350	90,142,791
08 MARQUETTE	13,081,500	197,325,461
09 MICHIGAMME	1,138,300	34,873,257
10 NEGAUNEE	10,342,400	112,931,562
11 POWELL	866,400	66,273,692
12 REPUBLIC	3,031,084	50,024,532
13 RICHMOND	2,209,400	15,720,343
14 SANDS	3,591,500	63,534,791
15 SKANDIA	546,000	20,218,812
16 TILDEN	4,147,250	22,401,719
17 TURIN	254,800	4,655,777
18 WELLS	9,639,134	25,006,331
19 WEST BRANCH	314,800	25,389,814
CITIES:		
51 ISHPEMING	9,174,750	98,371,307
52 MARQUETTE	37,519,600	593,220,562
53 NEGAUNEE	2,658,900	80,002,818
TOTALS FOR COUNTY	132,154,733	1,927,839,044

A. DWIGHT SUNDAY
 EQUALIZATION DIRECTOR

A. Dwight Sunday
 SIGNATURE

4-13-2010
 DATE

GERALD O. CORKIN
 COUNTY BOARD CHAIRPERSON

Gerald O. Corkin
 SIGNATURE

April 13, 2010
 DATE